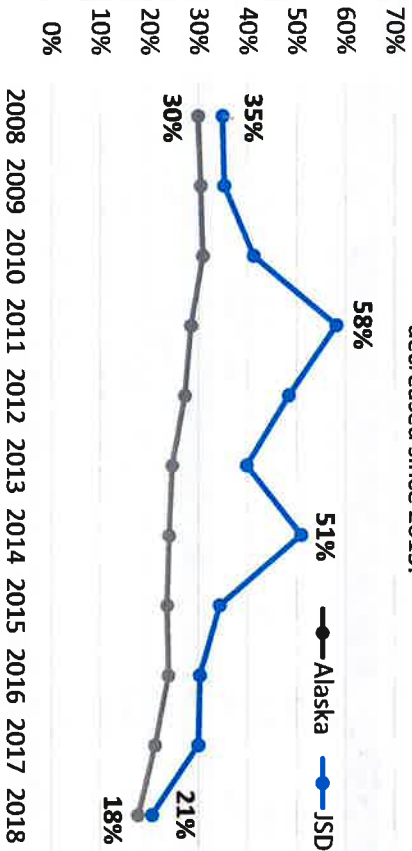


Recent HS Grads Who Enrolled in Developmental Ed Courses


The percent of JSD graduates enrolling in developmental ed courses has decreased since 2015.



UA Outcomes of JSD Graduates

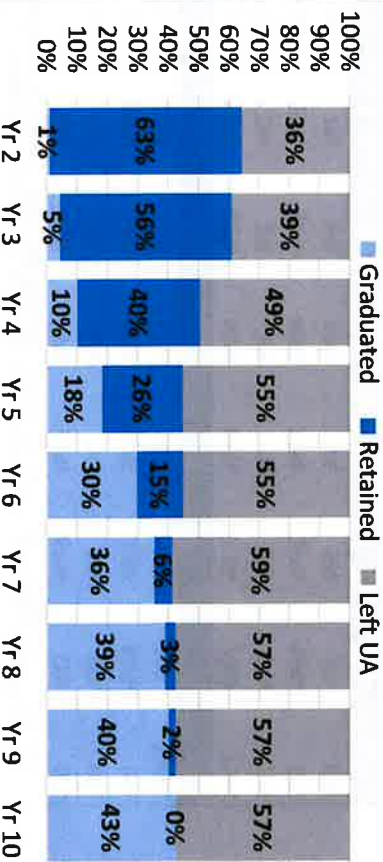
Fall 2008 Cohort: No Developmental Courses

64% of JSD graduates were retained for a 2nd year (fall 2008 to fall 2009).
 55% of JSD graduates had graduated from UA in 10 years.



UA Outcomes of Recent JSD Graduates, Fall 2008 Cohort

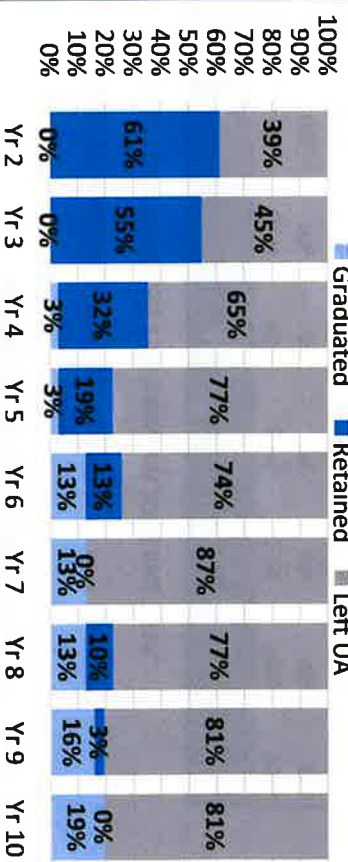
63% of JSD graduates were retained for a 2nd year (fall 2008 to fall 2009).
 43% of JSD graduates had graduated from UA in 10 years.



UA Outcomes of JSD Graduates

Fall 2008 Cohort: Enrolled in Developmental Courses

Fewer JSD graduates who enroll in dev. courses graduate within 10 years
 (19%) compared to those who do not take dev. courses.(55%)



Definitions: UA refers to the entire University of Alaska System (UA Anchorage, UA Fairbanks, UA Southeast). Recent JSD graduates refers to students who enrolled at UA within 1 year of graduating high school. Developmental education courses refers to all math and English/writing courses with a course number below 100.

UA Enrollment by Recent JSD Graduates & Developmental Course Enrollment

The percent of recent JSD graduates enrolling in developmental courses has decreased 15% between 2008 and 2018.

	Fall 2008	Fall 2009	Fall 2010	Fall 2011	Fall 2012	Fall 2013	Fall 2014	Fall 2015	Fall 2016	Fall 2017	Fall 2018
Juneau-Douglas High School	89	82	72	64	47	28	40	26	28	34	24
No Dev. Ed. Courses at UA	65%	67%	67%	38%	57%	61%	48%	65%	75%	79%	75%
Only English Dev. Ed. Course(s) at UA	0%	1%	3%	5%	0%	0%	0%	0%	4%	9%	8%
Only Math Dev. Ed. Course(s) at UA	34%	26%	24%	30%	38%	32%	43%	31%	14%	12%	13%
Both English & Math Dev. Ed. at UA	1%	6%	7%	28%	4%	7%	10%	4%	7%	0%	4%
Thunder Mountain High School	1	15	45	45	66	47	34	35	41	51	
No Dev. Ed. Courses at UA	0%	44%	49%	49%	49%	61%	53%	68%	66%	71%	86%
Only English Dev. Ed. Course(s) at UA	100%	0%	0%	4%	4%	2%	2%	6%	3%	7%	4%
Only Math Dev. Ed. Course(s) at UA	0%	44%	33%	40%	32%	38%	26%	31%	17%	8%	
Both English & Math Dev. Ed. at UA	0%	13%	13%	7%	6%	6%	0%	0%	5%	2%	
Yaakoosge Daakahidi HS	5	9	1	7	4	7	7	3	5	3	
No Dev. Ed. Courses at UA	40%	22%	0%	29%	50%	29%	57%	67%	0%	0%	
Only English Dev. Ed. Course(s) at UA	0%	0%	0%	0%	0%	0%	0%	0%	0%	0%	
Only Math Dev. Ed. Course(s) at UA	40%	44%	100%	43%	25%	43%	29%	33%	80%	0%	
Both English & Math Dev. Ed. at UA	20%	33%	0%	29%	0%	29%	14%	0%	20%	100%	
Juneau School District	89	88	97	110	99	98	94	67	66	80	78
No Dev. Ed. Courses at UA	65%	65%	60%	42%	52%	60%	49%	66%	70%	70%	79%
Only English Dev. Ed. Course(s) at UA	1%	2%	2%	5%	2%	2%	1%	3%	3%	8%	5%
Only Math Dev. Ed. Course(s) at UA	34%	26%	25%	32%	39%	32%	40%	29%	24%	19%	9%
Both English & Math Dev. Ed. at UA	1%	7%	13%	22%	7%	6%	10%	3%	3%	4%	6%
All Other Alaska School Districts	2,018	2,191	2,268	2,234	2,228	2,173	2,177	2,019	1,906	1,825	1,642
No Dev. Ed. Courses at UA	70%	69%	69%	72%	73%	75%	76%	76%	76%	79%	82%
Only English Dev. Ed. Course(s) at UA	0%	1%	1%	1%	1%	1%	1%	1%	1%	6%	8%
Only Math Dev. Ed. Course(s) at UA	30%	29%	30%	27%	26%	24%	23%	22%	22%	10%	7%
Both English & Math Dev. Ed. at UA	1%	1%	1%	1%	1%	1%	1%	1%	1%	5%	3%

Definitions: UA refers to the entire University of Alaska System (UA Anchorage, UA Fairbanks, UA Southeast). Recent JSD graduates refers to students who enrolled at UA within 1 year of graduating high school. Developmental education courses refers to all math and English/writing courses with a course number below 100.

UA Retention Rates of All Recent JSD Graduates

UA Entry	Cohort	Year 2	Year 3	Year 4	Year 5	Year 6	Year 7	Year 8	Year 9	Year 10
Fall 2008	89	65%	61%	49%	38%	30%	13%	13%	10%	6%
Fall 2009	88	68%	60%	51%	39%	30%	17%	9%	3%	6%
Fall 2010	97	63%	51%	44%	36%	21%	20%	12%	5%	
Fall 2011	110	59%	39%	26%	20%	14%	10%	8%		
Fall 2012	99	63%	52%	37%	32%	24%	17%			
Fall 2013	98	60%	42%	33%	29%	19%				
Fall 2014	94	63%	48%	36%	21%					
Fall 2015	67	57%	40%	36%						
Fall 2016	66	73%	58%							
Fall 2017	80	68%								
JSD Avg		64%	50%	39%	30%	23%	15%	11%	6%	6%
Alaska Avg		66%	53%	45%	35%	24%	17%	12%	9%	9%

UA Graduation Rates of All Recent JSD Graduates

UA Entry	Cohort	Year 2	Year 3	Year 4	Year 5	Year 6	Year 7	Year 8	Year 9	Year 10
Fall 2008	89	1%	4%	11%	19%	30%	36%	39%	41%	43%
Fall 2009	88	0%	10%	25%	34%	40%	42%	43%	44%	44%
Fall 2010	97	1%	7%	18%	26%	33%	36%	37%	38%	
Fall 2011	110	1%	7%	16%	25%	27%	28%	29%		
Fall 2012	99	4%	14%	23%	33%	35%	40%			
Fall 2013	98	2%	7%	16%	27%	30%				
Fall 2014	94	1%	11%	23%	27%					
Fall 2015	67	3%	15%	16%						
Fall 2016	66	8%	12%							
Fall 2017	80	1%								
JSD Avg		2%	10%	19%	27%	32%	36%	37%	41%	43%
Alaska Avg		2%	5%	14%	24%	31%	34%	36%	38%	39%

*Graduation rate is a cumulative percent and based on first degree received by the student.

Definitions: UA refers to the entire University of Alaska System (UA Anchorage, UA Fairbanks, UA Southeast). Recent JSD graduates refers to students who enrolled at UA within 1 year of graduating high school. Developmental education courses refers to all math and English/writing courses with a course number below 100.

UA Retention Rates of Recent JSD Graduates That Did Not Enroll in Any Developmental Course at UA

UA Entry	Cohort	Year 2	Year 3	Year 4	Year 5	Year 6	Year 7	Year 8	Year 9	Year 10
Fall 2008	58	67%	64%	57%	48%	36%	17%	12%	10%	5%
Fall 2009	57	72%	65%	51%	40%	30%	18%	14%	5%	5%
Fall 2010	57	67%	58%	47%	40%	19%	18%	14%	7%	
Fall 2011	46	70%	57%	35%	26%	22%	13%	11%		
Fall 2012	51	59%	57%	45%	35%	33%	16%			
Fall 2013	59	59%	49%	37%	31%	20%				
Fall 2014	46	61%	57%	41%	22%					
Fall 2015	44	57%	41%	36%						
Fall 2016	46	76%	61%							
Fall 2017	56	71%								
JSD Avg		66%	57%	44%	35%	27%	16%	13%	8%	5%
Alaska Avg		69%	56%	49%	37%	24%	17%	12%	9%	9%

UA Graduation Rates of Recent JSD Graduates That Did Not Enroll in Any Developmental Course at UA

UA Entry	Cohort	Year 2	Year 3	Year 4	Year 5	Year 6	Year 7	Year 8	Year 9	Year 10
Fall 2008	58	2%	7%	16%	28%	40%	48%	53%	53%	55%
Fall 2009	57	0%	16%	32%	40%	46%	49%	51%	53%	53%
Fall 2010	57	2%	9%	18%	28%	39%	42%	42%	42%	
Fall 2011	46	2%	11%	24%	37%	39%	41%	43%		
Fall 2012	51	4%	18%	32%	41%	41%	45%			
Fall 2013	59	2%	9%	20%	34%	29%				
Fall 2014	46	0%	11%	30%	37%					
Fall 2015	44	5%	16%	16%						
Fall 2016	46	9%	13%							
Fall 2017	56	2%								
JSD Avg		3%	12%	23%	35%	41%	45%	48%	49%	54%
Alaska Avg		2%	6%	15%	28%	36%	40%	42%	43%	45%

*Graduation rate is a cumulative percent and based on first degree received by the student.

Definitions: UA refers to the entire University of Alaska System (UA Anchorage, UA Fairbanks, UA Southeast). Recent JSD graduates refers to students who enrolled at UA within 1 year of graduating high school. Developmental education courses refers to all math and English/writing courses with a course number below 100.

UA Retention Rates of Recent JSD Graduates That Enrolled in Developmental Courses at UA

UA Entry	Cohort	Year 2	Year 3	Year 4	Year 5	Year 6	Year 7	Year 8	Year 9	Year 10
Fall 2008	31	61%	55%	35%	19%	19%	6%	16%	10%	6%
Fall 2009	31	61%	52%	52%	35%	29%	16%	0%	0%	6%
Fall 2010	40	58%	40%	40%	30%	23%	23%	10%	3%	
Fall 2011	64	52%	27%	20%	16%	8%	8%	6%		
Fall 2012	48	67%	46%	29%	29%	15%	19%			
Fall 2013	39	62%	31%	26%	26%	18%				
Fall 2014	48	65%	40%	31%	21%					
Fall 2015	23	57%	39%	35%						
Fall 2016	20	65%	50%							
Fall 2017	24	58%								
JSD Avg		60%	40%	32%	24%	17%	14%	8%	4%	6%
Alaska Avg		59%	44%	36%	29%	22%	16%	12%	9%	8%

UA Graduation Rates of Recent JSD Graduates That Enrolled in Developmental Courses at UA

UA Entry	Cohort	Year 2	Year 3	Year 4	Year 5	Year 6	Year 7	Year 8	Year 9	Year 10
Fall 2008	31	0%	0%	3%	3%	13%	13%	13%	16%	19%
Fall 2009	31	0%	0%	13%	23%	29%	29%	29%	29%	29%
Fall 2010	40	0%	5%	18%	23%	25%	28%	30%	33%	
Fall 2011	64	0%	5%	11%	17%	19%	19%	19%		
Fall 2012	48	4%	10%	15%	25%	29%	35%	22%		
Fall 2013	39	3%	5%	10%	15%	15%				
Fall 2014	48	2%	10%	17%	19%					
Fall 2015	23	0%	13%	17%						
Fall 2016	20	5%	10%							
Fall 2017	24	0%								
JSD Avg		1%	6%	13%	18%	22%	25%	22%	26%	24%
Alaska Avg		1%	4%	8%	13%	18%	21%	23%	25%	26%

*Graduation rate is a cumulative percent and based on first degree received by the student.

Definitions: UA refers to the entire University of Alaska System (UA Anchorage, UA Fairbanks, UA Southeast). Recent JSD graduates refers to students who enrolled at UA within 1 year of graduating high school. Developmental education courses refers to all math and English/writing courses with a course number below 100.

