



City and Borough of Juneau
 City & Borough Manager's Office
 155 South Seward Street
 Juneau, Alaska 99801
 Telephone: 586-5240 | Facsimile: 586-5385

DATE: February 8, 2021
 TO: CBJ Assembly
 FROM: Mila Cosgrove, Incident Commander
 RE: **Situational Update –Level 2 Moderate-** Operational Period 29 (1/28/2021 – 2/25/2021)

Overall Community Risk	Disease Situation	Hospital Capacity	Public Health Capacity
Level 2 - Moderate	Overall cases have dropped but community spread based cases continue to occur.	The hospital case load is stable.	Contact tracing is constrained due to difficulty in reaching close contacts.

The Complete CBJ COVID-19 Dashboard can be found [here](#) or by going to Juneau.org/COVID-19

Situation Assessment: Our 14 day and 7 day case rate indicators are in the High Alert level. The disease continues to move across all disease acquisition types: community spread, secondary transmission, and travel. A more aggressive strain of COVID-19 has been identified in Alaska. We caution the public to strictly adhere to all health orders related to travel and to continue strict adherence to masking and social distancing when outside your immediate home.

Weekly Summary – 14 day lookback for positive tests collected January 25th –February 7th.

Over the last rolling 14 day period, 46 people tested positive for COVID-19 in the community.

Highlights:

22% of the cases are associated with a cluster at Wildflower Court. To date there have been 12 positive cases with 10 recovered. There has been some heightened case activity passing through larger families.

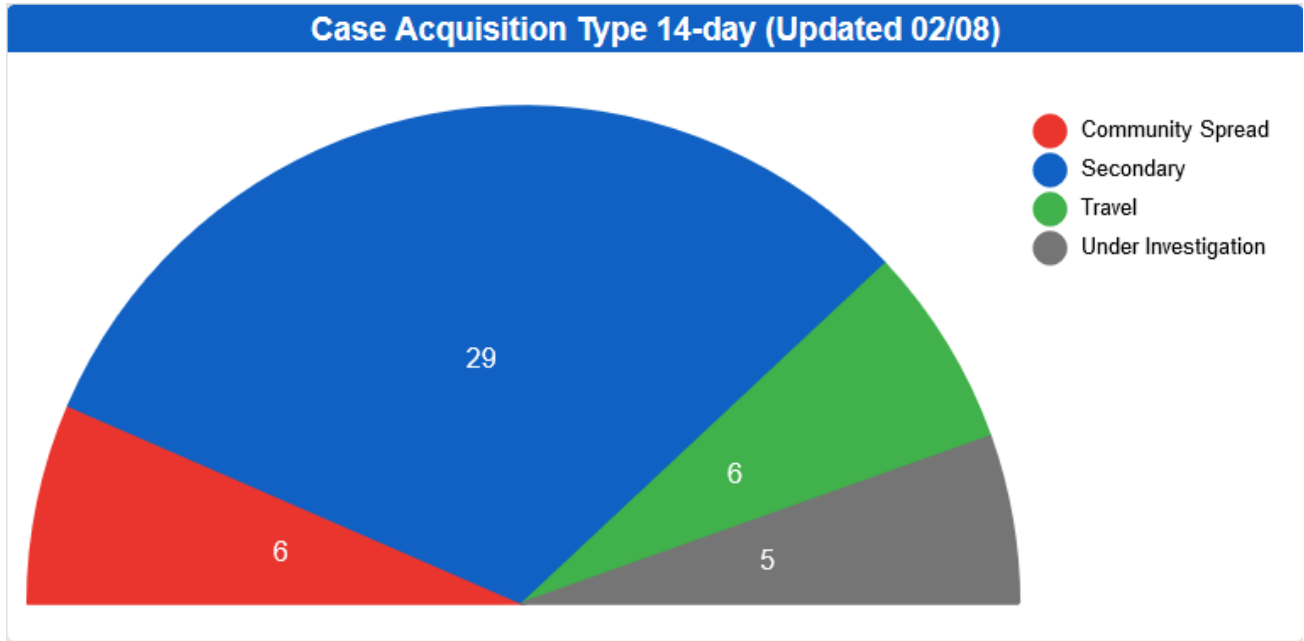
13% of the cases were designated as community spread, 63% of the cases were designated as Secondary Infection, 13% of the cases were associated with Travel, and the remaining 11% of the cases remain under investigation.

Contact tracing is improving with 100% of individuals being contacted within 24 hours of a positive test being returned.

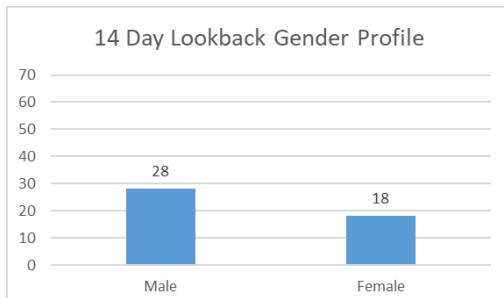
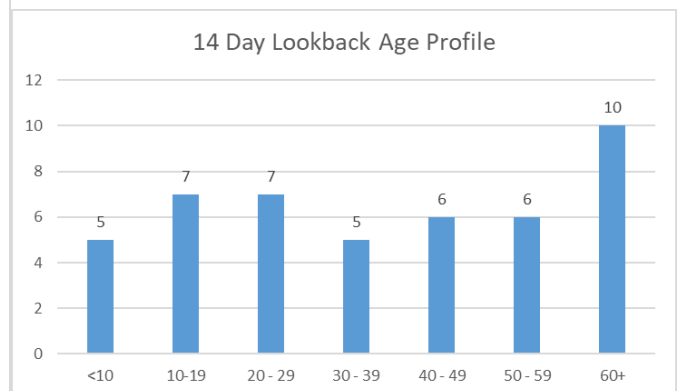
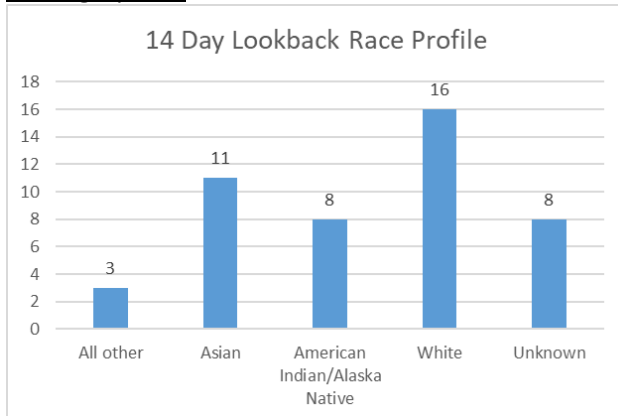
Disease spread is across all age groups, most racial groupings, and is slightly more prevalent in males than females (61%/39%).

Disease Acquisition:

Of the 46 positive cases during the last 14 day period, 6 were identified as community spread, 29 were identified as secondary transmission, 6 were identified as travel related, and 5 remain under investigation.



Demographics:



Issues of Note:

JSD: The Auke Bay classroom exposure and the High School basketball team exposures have largely returned without positive results. There are a small handful of tests pending.

Vaccine updates: 21.6% of the Juneau population age 16 and above have been vaccinated with 13.5% of the population having received their 2nd dose.

The vaccine clinic (POD1b) occurred over the weekend 1,204 doses were administered. Doses were primarily 2nd doses though a small number of individuals were administered their first dose to avoid wasting any vaccine.

The second vaccine clinic – POD2(a) will occur on February 11 and 12 this week. The 2nd dose clinic will be March 4 – 5. The POD is currently open to healthcare workers and community members 65 years of age and up. At present, there are about 300 appointments available. We anticipate that the state will open the next Tier of eligibility this week.

Daily Numbers Report:

We are reporting 7 new cases today.

COVID-19 In Juneau				
	Active	Recovered	Deceased	Cumulative
Resident	18	1,076	5	1,099
Nonresident	0	139	0	139
Total	18	1,215	5	1,238

Note: CBJ EOC data may differ from the data reported on the State of Alaska dashboard.

Disease Transmission/Contact Tracing:

We are reporting 7 new resident cases and no new nonresident cases. 2 case are travel related, 1 is community spread, 1 is secondary transmission, and the other 3 cases are under investigation. The Wildflower Court cluster is at 12 positives with 10 recovered. All cases at Wildflower Court are asymptomatic.

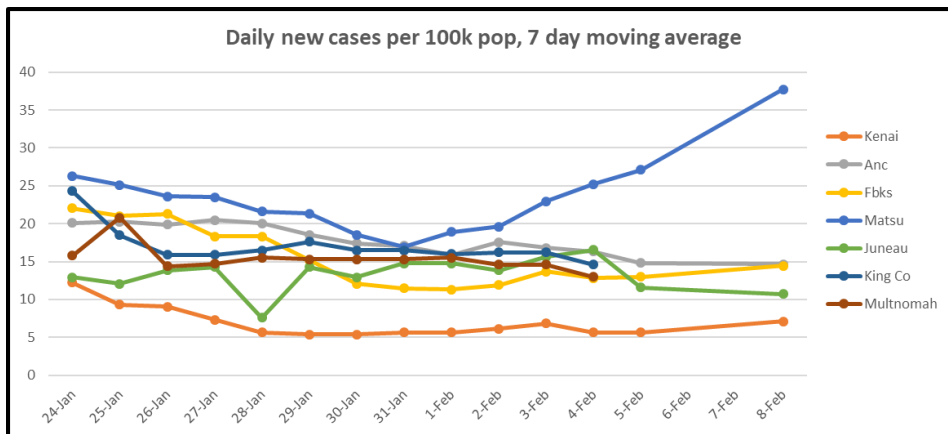
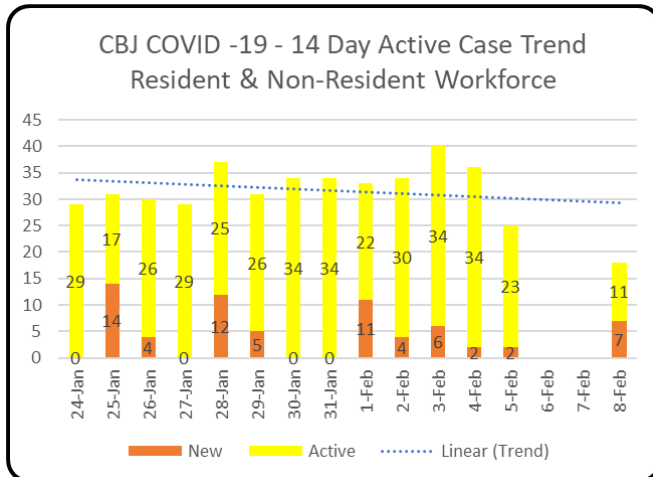
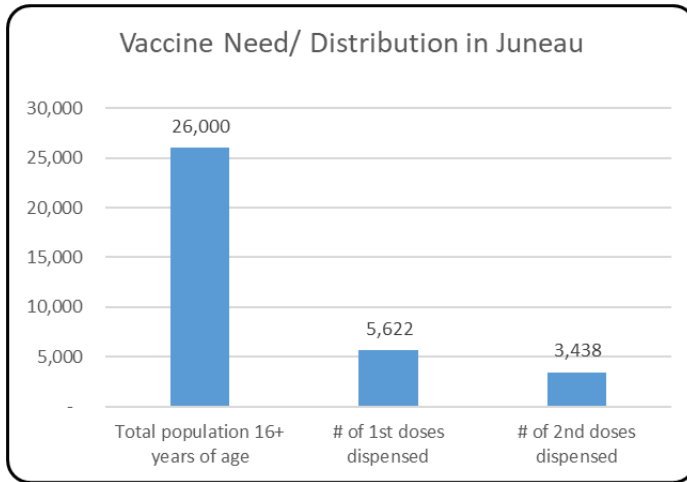
The State is reporting 96 new cases today bringing the statewide cumulative total to 55,768 cases.

Testing: Please note: We are in the process of determining how to report out airport testing with the conversion of operations to Capstone.

2/05/21: 44 test results were received from the Fulgent Lab with collection dates between 02/03/2021 – 02/04/2021 – 2 tests returned in 1 day, 42 tests returned in 2 days.

2/6/21: 81 test results were received from the Fulgent Lab with collection dates between 02/04/2021 – 02/05/2021 - 47 tests returned in 1 day, 34 tests returned in 2 days

2/7/21: 23 test results were received from the Fulgent Lab with collection dates between 02/04/2021 – 02/05/2021 – 21 tests returned in 2 days, 2 tests returned in 3 days.



This chart tracks the number of new cases in the past 7 days, controlled for population. King County (Seattle) and Multnomah County (Portland) are included for context and due to travel frequency. The source data for Alaska is from the SOA dashboard. Out of state data is from the Harvard Global Health Institute (<https://globalepidemics.org/key-metrics-for-covid-suppression/>) and generally lags a day behind most of our other reporting. Policy recommendations at varying levels (<1, <10, <25, 25+) can be found on their website